







Foundations of Business Analytics - MSCI2800-Summer20-Online: View: User report

User report - Name

Grade item	Grade
Foundations of Business Analytics - MSCI2800-Summer20-Online	
Attendance & Participation	
Introduce Yourself	1.0 (A+)
Submit a Photo (or file)	3.0 (A+)
Student Information Survey	10.0 (A+)
T02 Thoughts on Graphing Data with Excel	2.0 (A+)
Comments and Suggestions about this Online Course - Required 2pts	2.0 (A+)
Attendance & Participation total Simple weighted mean of grades.	5.0 (A+)
Concepts Self-Assessments	
T01 Ch01 Concepts Self-Assessment	10.0 (A+)
T02 Ch02 Concepts Self-Assessment	10.0 (A+)
T03 Ch03 Concepts Self-Assessment	10.0 (A+)
T04 Ch04 Concepts Self-Assessment	10.0 (A+)
T06 Ch15 Concepts Self-Assessment	5.0 (A+)
T07 Ch11 Concepts Self-Assessment	10.0 (A+)
T07 Ch12 Concepts Self-Assessment	5.0 (A+)
T09 Ch13 Concepts Self-Assessment	10.0 (A+)
T10 Ch14 Concepts Self-Assessment	5.0 (A+)
T11 Concepts Self-Assessment	10.0 (A+)
Concepts Self-Assessments total Simple weighted mean of grades.	10.0 (A+)
Problems Self-Assessments	
T03 Ch03 Problems Self-Assessment	5.0 (A+)
T06 Ch15 Problems Self-Assessment	10.0 (A+)
T07 Ch11/12 Problems Self-Assessment	4.0 (B-)
T09 Ch13 Problems Self-Assessment	15.0 (A+)
T10 Ch14 Problems Self-Assessment	10.0 (A+)
Problems Self-Assessments total Simple weighted mean of grades.	19.6 (A)
DATAfile Projects	
T02 Submit your Excel M&M data and graph (file).	5.0 (A+)
T03 DATAfile Problem (Only 3 Attempts)	10.0 (A+)
T04 Submit your Excel "cleaned" file	5.0 (A+)
T04 Submit your Excel Transaction File, with the required Excel features	15.0 (A+)
T05 Submit your Excel Import Project File	20.0 (A+)
T09 "One-Shot" DATAFile Problem (1 Attempt)	7.0 (A+)
T09 "One-Shot" DATAFile Problem (1 Attempt)	7.0 (A+)
T10 "One-Shot" DATAFile Problem (1 Attempt)	6.0 (A+)
T10 "One-Shot" DATAFile Problem (1 Attempt)	6.0 (A+)
T11 "One-Shot" DATAFile Problem (1 Attempt)	6.0 (B)
T12 Submit Your Tableau "Getting Started" File	20.0 (A+)
T12 Submit Your Tableau M&M Charts files	10.0 (A+)
T13 - Submit Your Tableau Real Estate file	10.0 (A+)
T14 - Submit Your User-defined Function Excel File	10.0 (A+)
T14 - Submit Your Regression Analysis Tableau File	10.0 (A+)
T14 - Submit Your PivotTables and Slices Excel File	15.0 (A+)

\bar{x} DATAfile Projects total		14.9 (A+)
Simple weighted mean of grades.		
Project Presentation		
 T08 Submit Your Practice Presentation and Project Ideas		10.0 (A+)
 Submit Your Final Presentation		99.0 (A+)
 T15 Discussions about Students' Presentations - Required		20.0 (A+)
\bar{x} Project Presentation total		19.8 (A+)
Simple weighted mean of grades.		
Exams		
 Exam1 (Topics 1-6)		27.0 (A-)
 Exam1 Upload your Exam1 DATAFile Excel File		8.0 (B-)
 Exam2 (Topics 7 to 11)		30.0 (A+)
\bar{x} Exams total		28.6 (A)
Weighted mean of grades.		
Bonus Activities (ignore letter grades in this category)		
<input type="checkbox"/> 1 point for every course administration "error"		-
\bar{x} Bonus Activities (ignore letter grades in this category) total		-
Simple weighted mean of grades.		
Σ Course total		97.9 (A)